



# PRODUCT CATALOGUE



EXPERIENCE AND TRUST  
since 1948





*“CARIF SAWING MACHINES...  
a team for a flexible, precise and modern company,  
that satisfies at the best our customers’ requests”*

CARIF SAWING MACHINES S.R.L.

Via Tre Salti, 1 - 20029  
Turbigo (Milano), Italy

tel: +39 0331 899015

email: [carif@carif.it](mailto:carif@carif.it)

website: [www.carif.it](http://www.carif.it)



*A completely Italian high quality manufacturing process*



Cast iron foundry




Carpentry



Machining



Welding



Painting



Assembly



Packing



Shipment

*Our values based on Excellence*



## INTERNAL PRODUCTION

Complete quality control



## CUSTOMER SERVICES

Fast, Efficient, Flexible, Free



## FAST DELIVERY

Deliveries within 24 hours from order time

*From manufacturer to worldwide shipments*





## Company

CARIF, founded in 1948, is one of the most historical company on the band saw market. Since 1960's Carif became an international name exporting all over Europe its hacksaws. In the early 1980's production switched to band saw technology and CARIF quickly converted its production, making high performance band saws, exported all over the world.

Today Carif, at the third family generation, is a modern and flexible reality always ahead with improvements and design.

Carif is specialized in medium-small size band saws completely Hydraulic Semiautomatic (BSA) and Automatic (BA/CNC) version.

The acronym CARIF 260, CARIF 320, CARIF 450 identifies our 3 models, where the numbers represent the max cutting range in mm.

To choose a Carif band saw is not only a sign of high quality, but it mainly means to choose our fundamental working values based on Excellence, since we believe that the only way to be on the market today is "do things even better".

We are proud to manufacture a machine completely Italian, from the purchase of raw materials, through the processing and assembling down to the final shipment.

Our strengths are the internal production that allows us to be flexible while maintaining high quality standards and the efficiency in satisfying customer requests quickly by providing an accurate service with immediate deliveries.



## *Semi-automatic Hydraulic Bandsaw*



260 BSA



320 BSA



320 BSA VAR-E



450 BSA



450 BSA VAR-E

## *Automatic CNC Bandsaw*



260 BA CNC



320 BA CNC



450 BA CNC

*Touch 4.0* ➡  
INDUSTRY 4.0



320 BA CNC TOUCH

*Touch 4.0* ➡  
INDUSTRY 4.0





450 BA CNC TOUCH

## SEMI-AUTOMATIC HYDRAULIC BAND SAW

Main Features for Semi-automatic Machines	9
Carif 260 BSA	10
Carif 320 BSA	12
Carif 320 BSA VAR-E	14
Carif 450 BSA	16
Carif 450 BSA VAR-E	18

## AUTOMATIC CNC BAND SAW

Main Features for Automatic Machines	21
Carif 260 BA CNC	22
Carif 320 BA CNC	24
Carif 320 BA CNC <i>Touch 4.0</i> 	26
Carif 450 BA CNC	28
Carif 450 BA CNC <i>Touch 4.0</i> 	30

## ACCESSORIES

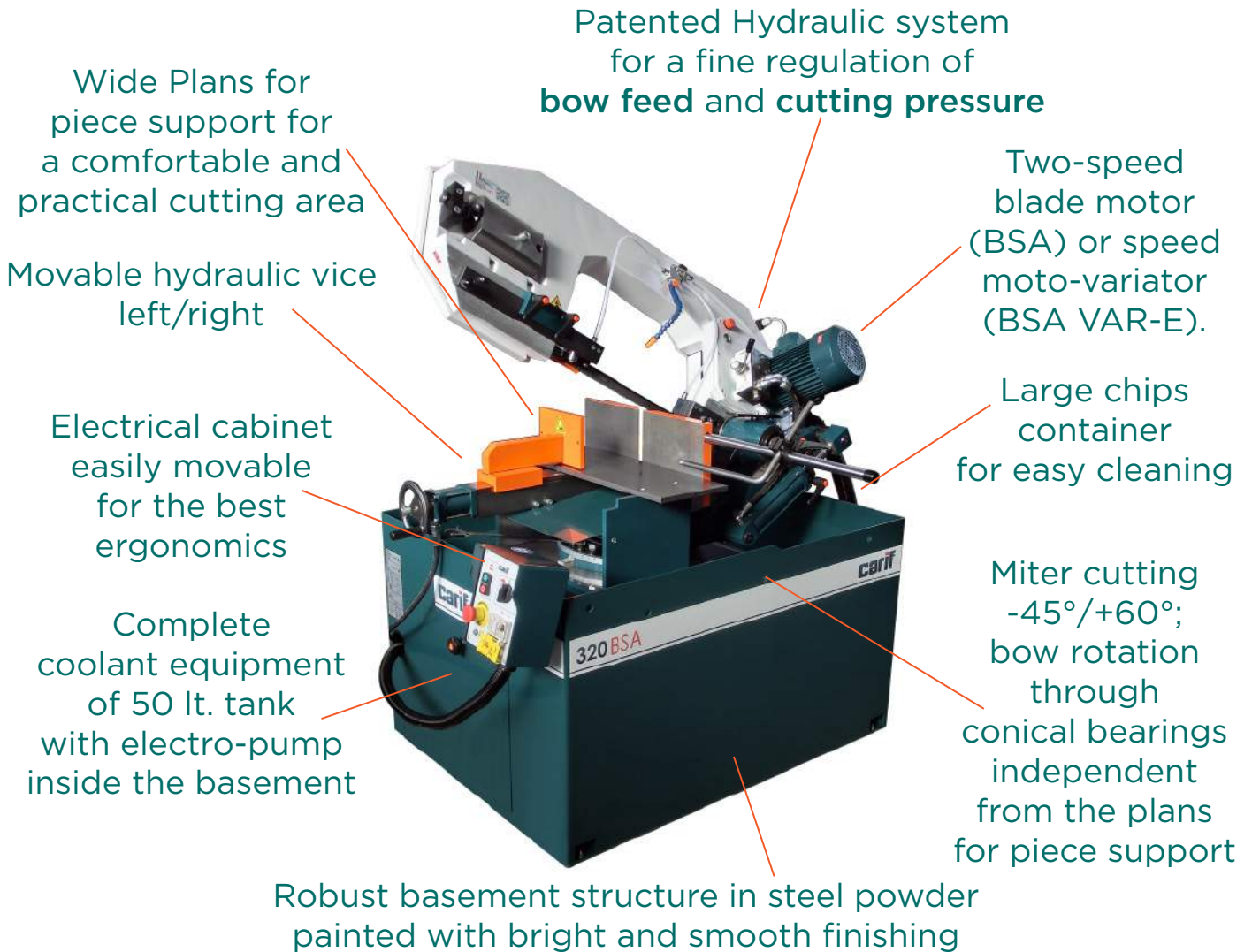
Machines Optional	32
Measuring System	33
Roller Units	36





# MAIN FEATURES FOR SEMI-AUTOMATIC MACHINES

**carif**



Scan QR Code  
to view product  
video



## Advantages of CARIF hydraulic system

All CARIF models 260/320/450 are completely Hydraulic: closure of the vice, bow feed and pressure. The Carif hydraulic patented system has been designed with 2 commands: BOW FEED and CUTTING PRESSURE. Thanks to this system the blade regularly descends, with a constant auto-regulation for every material type, section and thickness.

### + Increased productivity

no operator during cutting cycle, Ø stops.

### + Always straight cut

auto-regulation of blade-stress based on material hardness and section.

### + Longer blade life

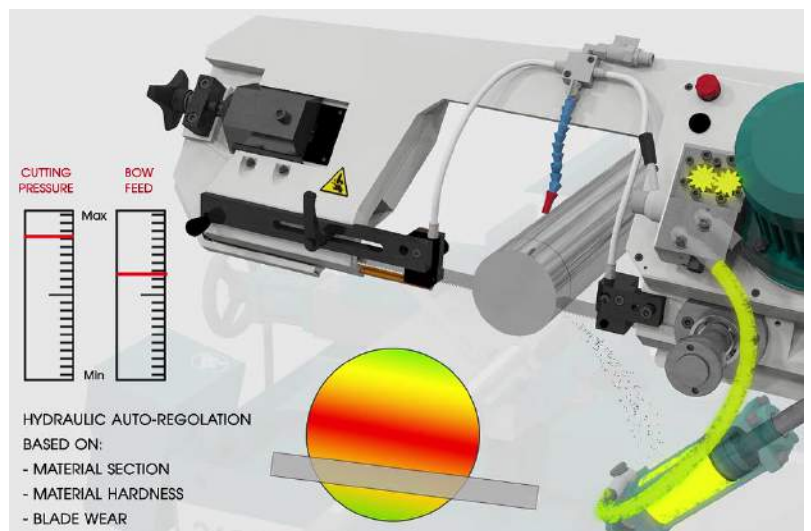
slows down the bow descent without straining the blade when worn out.

### + Easy to use

Practical, simple and ergonomic operations.

### + Fast cutting operations

Fully hydraulic cycle. More efficiency.



## SEMI-AUTOMATIC COMPLETELY HYDRAULIC BAND SAW

### Standard Features:

1. Robust base structure in steel powder painted with bright and smooth finishing
2. Bow structure in special aluminum alloy hardened
3. Patented Hydraulic system for a fine regulation of bow feed and cutting pressure
4. Blade motor 1,1/1,4 KW; 2 speed regulation 33-66 m/1'
5. Miter cutting  $-45^{\circ}/+60^{\circ}$ ; bow rotation through conical bearings independent from the plans for piece support
6. Electrical cabinet easily movable for the best ergonomics
7. Wide Plans for piece support for a comfortable and practical cutting area
8. Complete coolant equipment of 50 lt. tank with electro-pump 3ph. inside the basement
9. Measuring device L=500 mm with height regulation
  - Large chips container for easy cleaning
  - Bimetal blade M42 mm 2450x27x0,9, cardboard box + pallet, service wrenches, instruction manual and spare parts list









### CUTTING CAPACITY

90°	-45°	+45°	+60°	+90°	-45°	+45°	+60°	+90°▲	-45°	+45°	+60°	90° opt.
220	130	150	90	220*/205	100	150	60	260 x 150	120 x 100	150 x 150	90 x 60	260 x 150

\* With thickness

L x H


### TECHNICAL FEATURES

											
mm	KW	Optional	m/1'	Optional	mm	Optional	Kg	B	L	H*	h
2450x27x0,9	1,4-0,09	2,2	33-66	15÷100	260	300	340	1250	640	1650 / 1300	830

H\* Bow up / Bow down

## Optional

1. Air/oil lubrication system 3lt. 2 elements
  - Speed moto-variator, electr. version Kw 2,2
2. Digital angle display
3. Laser-line for positioning
4. Hydraulic device for vertical clamping of bars (1 Piece)
5. Working LED light
  - ▲ Thickness for cutting at 90° (mm 300 x 120 h)



## Roller units

Modular roller-unit type “A” :  
length 1m – width 400 mm – capacity 0,9 t/m

Modular roller-unit type “B” :  
length 1m – width 400 mm – capacity 0,9 t/m

Plan type “C” for connection roller-unit type “A” to the machine:  
width 400 mm

## Measuring Device

Measuring device graduated in mm type “D”: L = 1 meter

CARIF MS - Measuring System: L = 2-3-4-... meters

CARIF DMS - Digital Measuring System: L = 2-3-4-... meters



## SEMI-AUTOMATIC COMPLETELY HYDRAULIC BAND SAW

### Standard Features:

1. Robust base structure in steel powder painted with bright and smooth finishing
2. Bow structure in special aluminum alloy hardened
3. Patented Hydraulic system for a fine regulation of bow feed and cutting pressure
4. Blade motor 1,1/1,4 KW; 2 speed regulation 38-76 m/1'
5. Miter cutting  $-45^{\circ}/+60^{\circ}$ ; bow rotation through conical bearings independent from the plans for piece support
6. Electrical cabinet easily movable for the best ergonomics
7. Wide Plans for piece support for a comfortable and practical cutting area
8. Complete coolant equipment of 50 lt. tank with electro-pump 3ph. inside the basement
9. Measuring device L=500 mm with height regulation
  - Large chips container for easy cleaning
  - Bimetal blade M42 mm 3025x27x0,9, cardboard box + pallet, service wrenches, instruction manual and spare parts list



### CUTTING CAPACITY

90°	-45°	+45°	+60°	+90°	-45°	+45°	+60°	+90°▲	-45°	+45°	+60°	90° opt.
275	190	200	130	265*/250	160	185	130	320 x 220	200 x 100	185 x 220	120 x 140	320 x 230

\* With thickness

### TECHNICAL FEATURES

mm	KW	m/1'	mm	Optional	Kg	B	L	H	h
3025x27x0,9	1,4-0,09	38-76	320	400	620	1450	900	1800 / 1320	830

H\* Bow up / Bow down



## Optional

1. Air/oil lubrication system 3lt. 2 elements
  2. Digital angle display
  3. Laser-line for positioning
  4. Hydraulic device for vertical clamping of bars (1 Piece)
  5. Additional double vice (for specific cutting)
  6. Working LED light
  7. Flushing hose
- ▲ Thickness for cutting at 90° (mm 400 x 190 h)



## Roller units

Modular roller-unit type “A” :  
length 1m – width 400 mm – capacity 0,9 t/m

Modular roller-unit type “B” :  
length 1m – width 400 mm – capacity 0,9 t/m


Plan type “C” for connection roller-unit type “A” to the machine:  
width 400 mm

## Measuring Device

Measuring device graduated in mm type “D”: L = 1 meter

CARIF MS - Measuring System: L = 2-3-4-... meters


CARIF DMS - Digital Measuring System: L = 2-3-4-... meters





# carif® 320 BSA VAR-E

## SEMI-AUTOMATIC COMPLETELY HYDRAULIC BAND SAW



### Standard Features:

1. Robust base structure in steel powder painted with bright and smooth finishing
  2. Bow structure in special aluminum alloy hardened
  3. Patented Hydraulic system for a fine regulation of bow feed and cutting pressure
  4. Electronic speed variator Kw 2,2; speed range 15÷100 m/1'
  5. Electrical cabinet easy to move integrated with front display for: rapid setting of frame position, cutting speed regulation, piece counter
  6. Miter cutting  $-45^{\circ}/+60^{\circ}$ ; bow rotation through conical bearings independent from the plans for piece support
  7. Wide Plans for piece support for a comfortable and practical cutting area
  8. Complete coolant equipment of 50 lt. tank with electro-pump 3ph. inside the basement
  9. Measuring device L=500 mm with height regulation
- Large chips container for easy cleaning
  - Bimetal blade M42 mm 3025x27x0,9, cardboard box + pallet, service wrenches, instruction manual and spare parts list

### CUTTING CAPACITY

90°	-45°	+45°	+60°	+90°	-45°	+45°	+60°	+90°▲	-45°	+45°	+60°	90° opt.
275	190	200	130	265*/250	160	185	130	320 x 220	200 x 100	185 x 220	120 x 140	320 x 230

\* With thickness

### TECHNICAL FEATURES

mm	kW	m/1'	mm	Optional	Kg	B	L	H	h
3025x27x0,9	2,2	15÷100	320	400	620	1450	900	1800 / 1320	830

H\* Bow up / Bow down

## Optional

1. Air/oil lubrication system 3lt. 2 elements
  2. Digital angle integrated in the front display
  3. Laser-line for positioning
  4. Hydraulic device for vertical clamping of bars (1 Piece)
  5. Additional double vice (for specific cutting)
  6. Sensor for monitoring blade rotation
  7. Working LED light
  8. Flushing hose
- ▲ Thickness for cutting at 90° (mm 400 x 190 h)



## Roller units

Modular roller-unit type "A" :  
length 1m - width 400 mm - capacity 0,9 t/m

Modular roller-unit type "B" :  
length 1m - width 400 mm - capacity 0,9 t/m


Plan type "C" for connection roller-unit type "A" to the machine:  
width 400 mm

## Measuring Device

Measuring device graduated in mm type "D": L = 1 meter

CARIF MS - Measuring System: L = 2-3-4-... meters

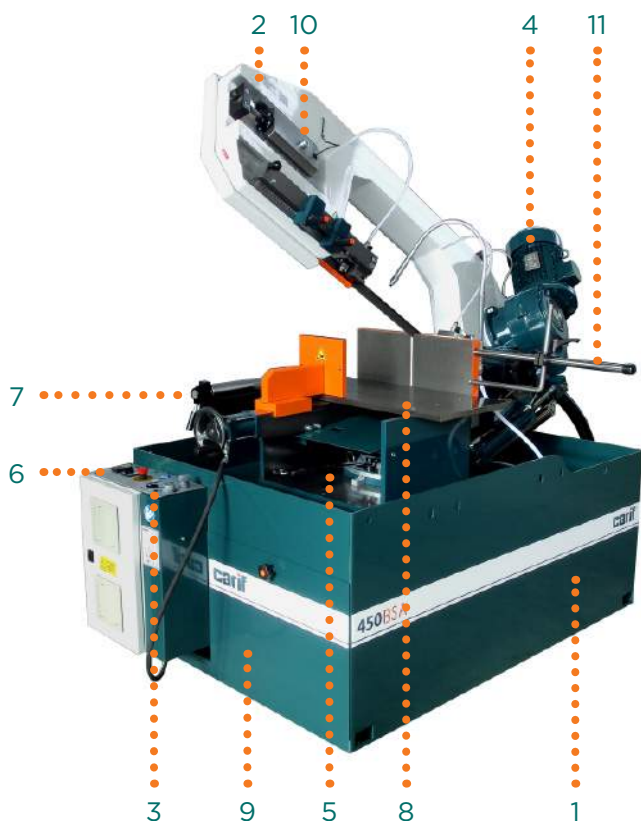
CARIF DMS - Digital Measuring System: L = 2-3-4-... meters



## SEMI-AUTOMATIC COMPLETELY HYDRAULIC BAND SAW

### Standard Features:

1. Robust base structure in steel powder painted with bright and smooth finishing
  2. Robust head structure made in one unique piece of structural steel
  3. Patented Hydraulic system for a fine regulation of bow feed and cutting pressure
  4. Blade motor 1,4/2,4 Kw; 2 Speed regulation 32 - 64 m/min
  5. Miter cutting  $-45^{\circ}/+60^{\circ}$ ; bow rotation through conical bearings independent from the plans for piece support
  6. Front Display for rapid setting of frame position and cutting speed regulation
  7. Eccentric roller for short piece cutting
  8. Wide Plans for piece support for a comfortable and practical cutting area
  9. Complete coolant equipment of 50 lt. tank with electro-pump 3ph. inside the basement
  10. Sensor for monitoring blade rotation
  11. Measuring device L=500 mm with height regulation
- Large chips container for easy cleaning
  - Bimetal blade M42 mm 3660x34x1,1, cardboard box + pallet, service wrenches, instruction manual and spare parts list



### CUTTING CAPACITY

90°	-45°	+45°	+60°	+90°	-45°	+45°	+60°	+90°▲	-45°	+45°	+60°	90° opt.
330	260	280	170	320*/280	220	250	150	450 x 240	310 x 100	270 x 240	170 x 125	450 x 240

\* With thickness

### TECHNICAL FEATURES

mm	KW	m/1'	mm	Optional	Kg	B	L	H	h
3660x34x1,1	2,4-0,75-0,09	32-64	450	500	1100	2000	1000	2000 / 1550	830

H\* Bow up / Bow down

## Optional

1. Air/oil lubrication system 3lt. 2 elements
  2. Digital angle display
  3. Laser-line for positioning
  4. Hydraulic device for vertical clamping of bars (1 Piece)
  5. Additional double vice (for specific cutting)
  6. Working LED light
  7. Flushing hose
- ▲ Thickness for cutting at 90° (mm 500 x 190 h)



## Roller units

Modular roller-unit type “A” :  
length 1m – width 500 mm – capacity 3 t/m

Modular roller-unit type “B” :  
length 1m – width 500 mm – capacity 3 t/m

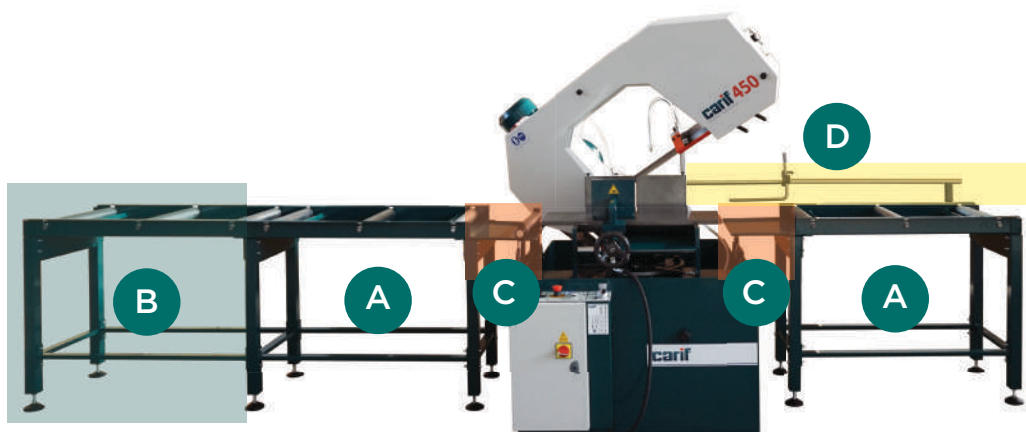
Plan type “C” for connection roller-unit type “A” to the machine :  
width 500 mm

## Measuring Device

Measuring device graduated in mm type “D”: L = 1 meter

CARIF MS - Measuring System: L = 2-3-4-... meters

CARIF DMS - Digital Measuring System: L = 2-3-4-... meters






# carif® 450 BSA VAR-E

## SEMI-AUTOMATIC COMPLETELY HYDRAULIC BAND SAW



6



### Standard Features:

1. Robust base structure (5mm) in steel powder painted with bright and smooth finishing
2. Robust head structure made in one unique piece of structural steel
3. Patented Hydraulic system for a fine regulation of bow feed and cutting pressure for any kind of material
4. Electronic speed variator Kw 4; speed range 15÷100 m/1'
5. Miter cutting  $-45^{\circ}/+60^{\circ}$ ; bow rotation through conical bearings independent from the plans for piece support
6. Swing Arm Console with Integrated Panel to control Blade Speed, Cutting Height & Piece Counter
7. Eccentric roller for short piece cutting
8. Wide Plans for piece support for a comfortable and practical cutting area
9. Complete coolant equipment of 50 lt. tank with electro-pump 3ph. inside the basement
10. Sensor for monitoring blade rotation
11. Measuring device L=500 mm with height regulation
12. Potentiometer to memorize cutting height
  - Large chips container for easy cleaning
  - Bimetal blade M42 mm 3660x34x1,1, cardboard box + pallet, service wrenches, instruction manual and spare parts list

### CUTTING CAPACITY

90°	-45°	+45°	+60°	+90°	-45°	+45°	+60°	+90°▲	-45°	+45°	+60°	90° opt.
330	260	280	170	320*/280	220	250	150	450 x 240	310 x 100	270 x 240	170 x 125	450 x 240

\* With thickness

### TECHNICAL FEATURES



mm	KW	m/1'	mm	Optional	Kg	B	L	H	h
3660x34x1,1	4	15÷100	450	500	1100	2050	1180	2000 / 1550	830

H\* Bow up / Bow down



## Optional

1. Air/oil lubrication system 3lt. 2 elements
  2. Digital angle integrated in the front display
  3. Laser-line for positioning
  4. Hydraulic device for vertical clamping of bars (1 Piece)
  5. Additional double vice (for specific cutting)
  6. Working LED light
  7. Flushing hose
- ▲ Thickness for cutting at 90° (mm 500 x 190 h)



## Roller units

Modular roller-unit type "A" :  
length 1m - width 500 mm - capacity 3 t/m

Modular roller-unit type "B" :  
length 1m - width 500 mm - capacity 3 t/m

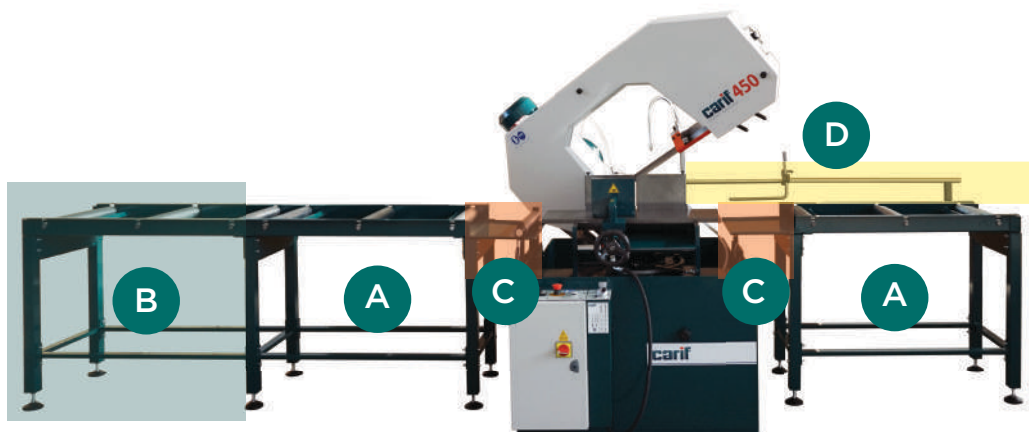
Plan type "C" for connection roller-unit type "A" to the machine :  
width 500 mm

## Measuring Device

Measuring device graduated in mm type "D": L = 1 meter

CARIF MS - Measuring System: L = 2-3-4-... meters

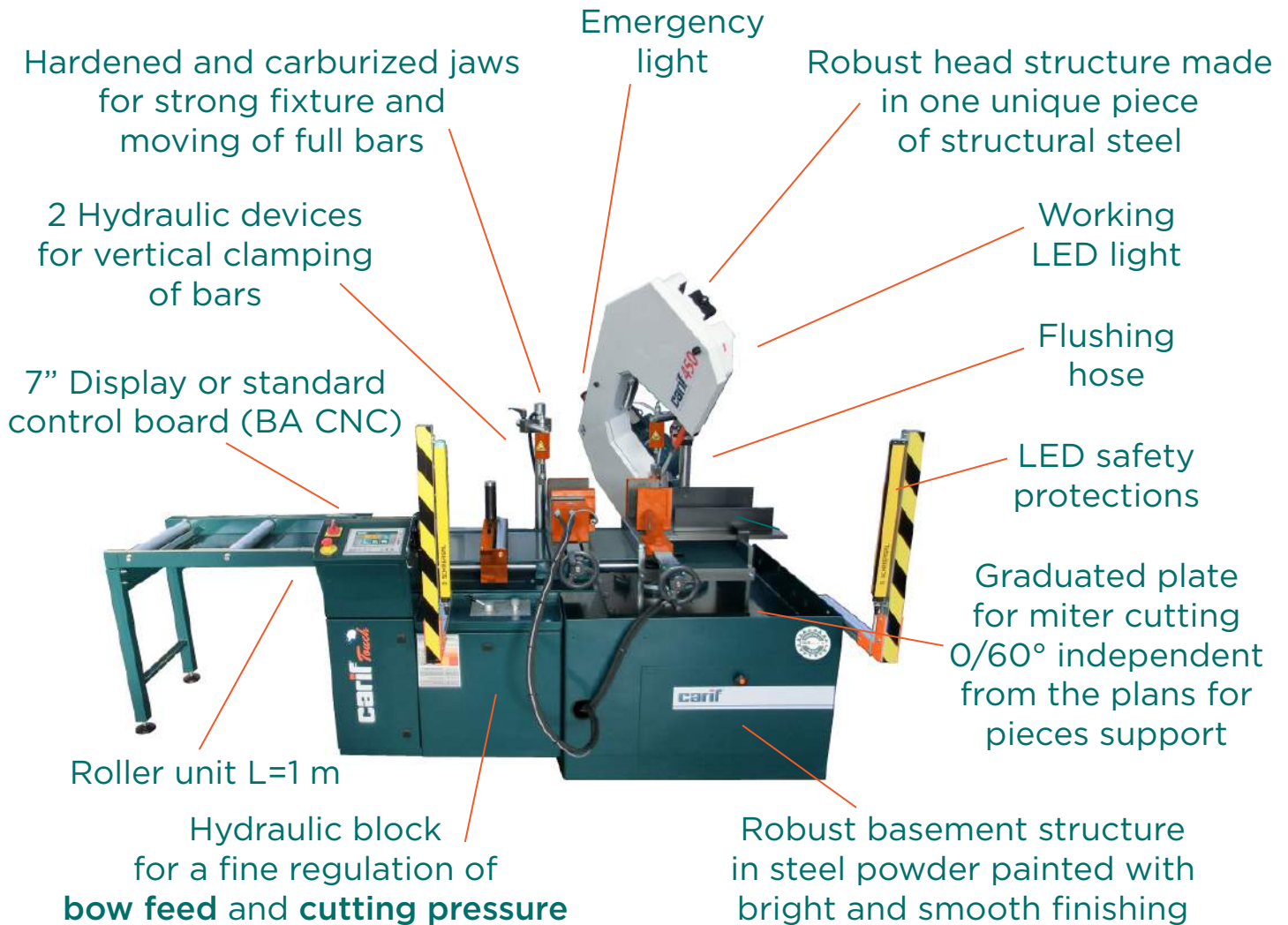
CARIF DMS - Digital Measuring System: L = 2-3-4-... meters





# MAIN FEATURES FOR AUTOMATIC CNC MACHINES

**carif**



## STANDARD CNC



- + 2 Axes CNC numerical control, simple interface for Semi-automatic and Automatic Mode.
- + Simple and complete control board to set all cutting parameters.
- + Easy and fast storage up to 100 cutting programs with visualization of all parameters and possibility to create sub-programs.
- + USB key for updates.

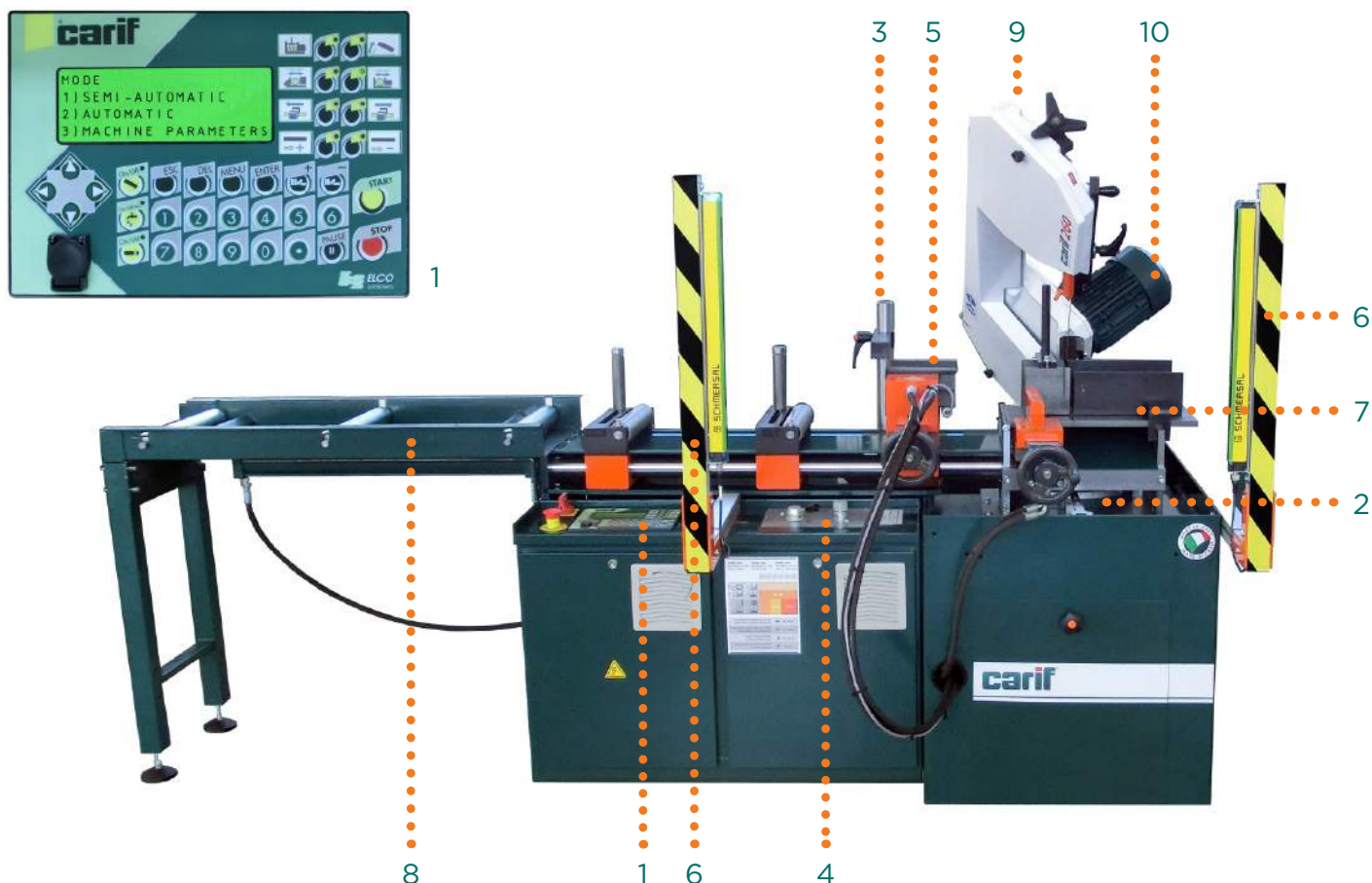
## CNC TOUCH



*Touch 4.0*   
INDUSTRY 4.0

- + LED touch screen 7" with multifunctional software for Industry 4.0, modern and easy interface.
- + USB and ETHERNET port for PC connection, remote control and import/export data.
- + Simple and fast programming with import of cutting programs from USB or company network.
- + Applications for: job assistant, cutting statistics, documents library, utilities. Software for remote monitoring of cutting cycle, machine statistics & deviations.
- + Fast frame regulation from display.
- + Emergency LED red light for remote detection of emergencies / end cutting cycle.





## AUTOMATIC HYDRAULIC BAND SAW WITH NUMERICAL CONTROL



### Standard Features:

1. 2 Axes numerical control with USB key for updates
  - Easy and fast storage up to 100 cutting programs with visualization of all parameters
2. Graduated plate for miter cutting 0/60° independent from the plans for pieces support
3. 2 Mechanical devices for vertical clamping of bars
4. Hydraulic block for a fine regulation of bow feed and cutting pressure
5. Hardened and carburized jaws for strong fixture and moving of full bars
6. Safety guards front and back
7. Wide Plans for piece support for a comfortable and practical cutting area
8. Roller-unit L=1m for bar support
9. Sensor for monitoring blade rotation
10. Speed moto-variator, electronic version Kw 2,2
  - Complete coolant equipment of 50 Lt. tank with electro-pump
  - 35Lt. Hydraulic oil for hydraulic power-pack
  - Bimetal blade M42 mm 2450x27x0,9, cardboard box + pallet, service wrenches, instruction manual and spare parts list






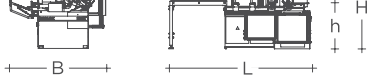
## CUTTING CAPACITY

												
90°		+45°	+60°	+90°		+45°	+60°	+90°		+45°	+60°	90° opt.
220		150	90	220*/ 205		150	60	260 x 150		150 x 150	90 x 60	130 x 90

\* With thickness

L x H


## TECHNICAL FEATURES

								
mm	KW	m/1'	mm	Kg	B	L	H*	h
2450x27x0,9	2,2-0,75-0,09	15÷100	260	700	1650	2560	1650 / 1300	830

H\* Bow up / Bow down

## Optional

1. Air/oil lubrication system 3lt. 2 elements
2. Digital angle display
3. Working LED light
4. Flushing hose
5. Slide for cut pieces




## Roller units

Modular roller-unit type "A" : length 1m – width 400 mm – capacity 0,9 t/m

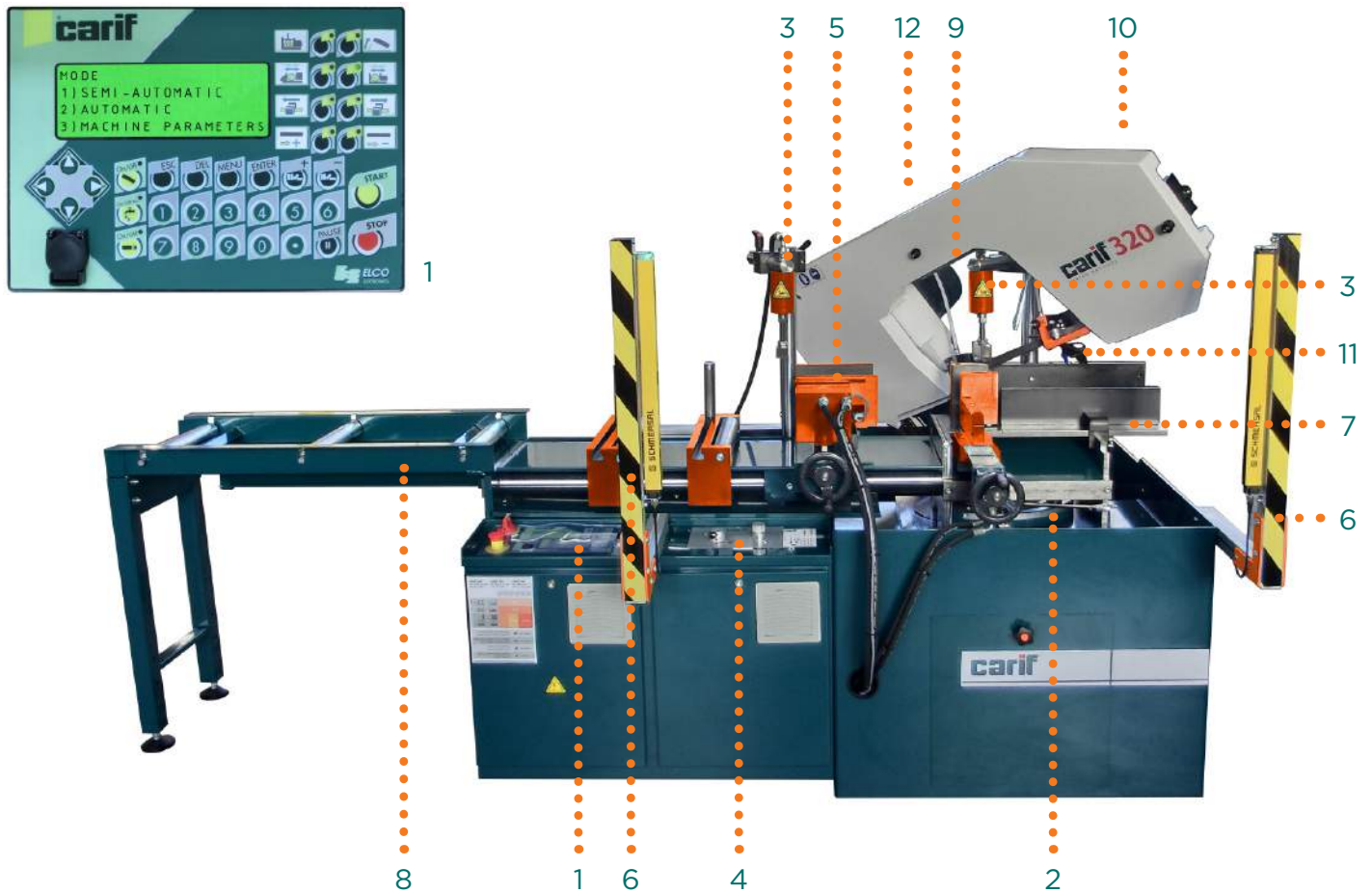
Modular roller-unit type "B" : length 1m – width 400 mm – capacity 0,9 t/m

Plan type "C" for connection roller-unit type "A" to the machine : width 400 mm









## AUTOMATIC HYDRAULIC BAND SAW WITH NUMERICAL CONTROL



### Standard Features:

1. 2 Axes numerical control with USB key for updates
  - Easy and fast storage up to 100 cutting programs with visualization of all parameters
2. Graduated plate for miter cutting 0/60° independent from the plans for pieces support
3. 2 Hydraulic devices for vertical clamping of bars
4. Hydraulic block for a fine regulation of bow feed and cutting pressure
5. Hardened and carburized jaws for strong fixture and moving of full bars
6. Safety guards front and back
7. Wide Plans for piece support for a comfortable and practical cutting area
8. Roller-unit L=1m for bar support
9. Working LED light
10. Sensor for monitoring blade rotation
11. Flushing hose
12. Speed moto-variator, electronic version Kw 2,2
  - Complete coolant equipment of 50 Lt. tank with electro-pump
  - 35Lt. Hydraulic oil for hydraulic power-pack
  - Bimetal blade M42 mm 3025x27x0,9, cardboard box + pallet, service wrenches, instruction manual and spare parts list






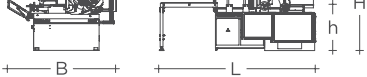
## CUTTING CAPACITY

												
90°		+45°	+60°	+90°		+45°	+60°	+90° *		+45°	+60°	90° opt.
275		200	130	265*/250		185	130	320 x 220		185 x 220	120 x 140	320 x 230

\* With thickness

L x H

## TECHNICAL FEATURES

								
mm	KW	m/1'	mm	Kg	B	L	H	h
3025x27x0,9	2,2-0,75-0,09	15÷120	320	1050	1950	2770	1800 / 1320	830

H\* Bow up / Bow down

## Optional

1. Air/oil lubrication system 3lt. 2 elements
2. Digital angle display
3. Laser line for positioning
4. Slide for cut pieces




## Roller units

Modular roller-unit type "A" : length 1m - width 400 mm - capacity 0,9 t/m


Modular roller-unit type "B" : length 1m - width 400 mm - capacity 0,9 t/m

Plan type "C" for connection roller-unit type "A" to the machine : width 400 mm



## AUTOMATIC HYDRAULIC BAND SAW WITH NUMERICAL CONTROL

*Touch 4.0*   
INDUSTRY 4.0







### 1. User interface Features:

- Touch screen LED with multifunctional software, modern and easy interface
- USB interface and ETHERNET port for saving/importing data and remote control
- Simple and fast programming with possibility of import/export cutting programs on USB or connected folder on company network
- Application for: Job assistant, cutting statistics, documents library, calculator, converter, Remote control
- Software 4.0 for remote monitoring program situation, machine statistics and machine deviations

### Standard Features:

2. Graduated plate for miter cutting 0/60° independent from the plans for pieces support
  - Speed moto-variator, electronic version Kw 2,2
3. 2 Hydraulic devices for vertical clamping of bars
4. Hydraulic block for a fine regulation of bow feed and cutting pressure
5. Hardened and carburized jaws for strong fixture and moving of full bars
6. Roller-unit L=1m for bar support
7. Safety guards front and back
8. Working LED light and emergency light
9. Flushing hose
  - Sensor for monitoring blade rotation
  - Complete coolant equipment of 50 Lt. tank with electro-pump
  - 35Lt. Hydraulic oil for hydraulic power-pack
  - Bimetal blade M42 mm 3025x27x0,9, cardboard box + pallet, service wrenches, instruction manual and spare parts list



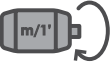


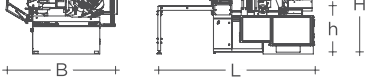
## CUTTING CAPACITY

												
90°		+45°	+60°	+90°		+45°	+60°	+90° *		+45°	+60°	90° opt.
275		200	130	265*/250		185	130	320 x 220		185 x 220	120 x 140	320 x 230

\* With thickness

L x H

## TECHNICAL FEATURES

								
mm	KW	m/1'	mm	Kg	B	L	H	h
3025x27x0,9	2,2-0,75-0,09	15÷120	320	1050	1950	2770	1800 / 1320	830

H\* Bow up / Bow down

## Optional

1. Air/oil lubrication system 3lt. 2 elements
2. Digital angle display
3. Laser line for positioning
4. Slide for cut pieces




## Roller units

Modular roller-unit type "A" : length 1m - width 400 mm - capacity 0,9 t/m

Modular roller-unit type "B" : length 1m - width 400 mm - capacity 0,9 t/m


Plan type "C" for connection roller-unit type "A" to the machine : width 400 mm





# carif® 450 BA CNC

## AUTOMATIC HYDRAULIC BAND SAW WITH NUMERICAL CONTROL







### Standard Features:

1. 2 Axes numerical control with USB key for updates
  - Easy and fast storage up to 100 cutting programs with visualization of all parameters
2. Graduated plate for miter cutting 0/60° independent from the plans for pieces support
3. 2 Hydraulic devices for vertical clamping of bars
4. Hydraulic block for a fine regulation of bow feed and cutting pressure
5. Hardened and carburized jaws for strong fixture and moving of full bars
6. Safety guards front and back
7. Wide Plans for piece support for a comfortable and practical cutting area
8. Roller-unit L=1m for bar support
9. Working LED light
10. Flushing hose
11. Speed moto-variator, electronic version Kw 4
12. Sensor for monitoring blade rotation
  - Complete coolant equipment of 50 Lt. tank with electro-pump
  - 35Lt. Hydraulic oil for hydraulic power-pack
  - Bimetal blade M42 mm 3660x34x1,1, cardboard box + pallet, service wrenches, instruction manual and spare parts list








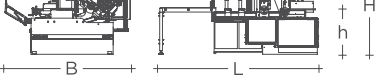
## CUTTING CAPACITY

												
90°		+45°	+60°	+90°		+45°	+60°	+90° *		+45°	+60°	90° opt.
330		280	170	320*/280		250	150	450 x 240		270 x 240	170 x 125	450 x 240

\* With thickness

L x H

## TECHNICAL FEATURES

								
mm	KW	m/1'	mm	Kg	B	L	H	h
3660x34x1,1	4-0,75-0,09	15÷100	450	1600	2250	2950	2000 / 1550	830

H\* Bow up / Bow down

## Optional

1. Air/oil lubrication system 3lt. 2 elements
2. Digital angle display
3. Laser line for positioning
4. Slide for cut pieces




## Roller units

Modular roller-unit type "A" : length 1m - width 500 mm - capacity 3 t/m


Modular roller-unit type "B" : length 1m - width 500 mm - capacity 3 t/m

Plan type "C" for connection roller-unit type "A" to the machine : width 500 mm



## AUTOMATIC HYDRAULIC BAND SAW WITH NUMERICAL CONTROL

*Touch 4.0*   
INDUSTRY 4.0







### 1. User interface Features:

- Touch screen LED with multifunctional software, modern and easy interface
- USB interface and ETHERNET port for saving/importing data and remote control
- Simple and fast programming with possibility of import/export cutting programs on USB or connected folder on company network
- Application for: Job assistant, cutting statistics, documents library, calculator, converter, Remote control
- Software 4.0 for remote monitoring program situation, machine statistics and machine deviations

### Standard Features:

2. Graduated plate for miter cutting 0/60° independent from the plans for pieces support
  - Speed moto-variator, electronic version Kw 4
3. 2 Hydraulic devices for vertical clamping of bars
4. Hydraulic block for a fine regulation of bow feed and cutting pressure
5. Hardened and carburized jaws for strong fixture and moving of full bars
6. Roller-unit L=1m for bar support
7. Safety guards front and back
  - Sensor for monitoring blade rotation
8. Working LED light and emergency light
  - Complete coolant equipment of 50 Lt. tank with electro-pump
  - Flushing hose
  - 35Lt. Hydraulic oil for hydraulic power-pack
  - Bimetal blade M42 mm 3660x34x1,1, cardboard box + pallet, service wrenches, instruction manual and spare parts list



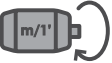


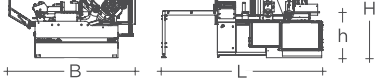
## CUTTING CAPACITY

												
90°		+45°	+60°	+90°		+45°	+60°	+90° *		+45°	+60°	90° opt.
330		280	170	320*/280		250	150	450 x 240		270 x 240	170 x 125	450 x 240

\* With thickness

L x H

## TECHNICAL FEATURES

								
mm	KW	m/1'	mm	Kg	B	L	H	h
3660x34x1,1	4-0,75-0,09	15÷100	450	1600	2250	2950	2000 / 1550	830

H\* Bow up / Bow down

## Optional

1. Air/oil lubrication system 3lt. 2 elements
2. Digital angle display
3. Laser line for positioning
4. Slide for cut pieces



## Roller units

Modular roller-unit type "A" : length 1m - width 500 mm - capacity 3 t/m

Modular roller-unit type "B" : length 1m - width 500 mm - capacity 3 t/m

Plan type "C" for connection roller-unit type "A" to the machine : width 500 mm



## Optional

### SEMI-AUTOMATIC HYDRAULIC BAND SAW MACHINES

1. Air/oil lubrication system 3lt. 2 elements
  - Speed moto-variator, electr. version Kw 2,2 (260 BSA)
2. Digital angle display
3. Laser-line for positioning
4. Hydraulic device for vertical clamping of bars
5. Additional Double vice (for specific cutting) (320 BSA / BSA VAR-E | 450 BSA / BSA VAR-E)
6. Sensor for monitoring blade rotation (320 BSA VAR-E)
7. Working LED light
8. Flushing hose (320 BSA / BSA VAR-E | 450 BSA / BSA VAR-E)
  - Thickness for cutting at 90°

### AUTOMATIC CNC BAND SAW MACHINES

1. Air/oil lubrication system 3lt. 2 elements
2. Digital angle display
3. Laser line for positioning (320 BSA / BSA VAR-E | 450 BSA / BSA VAR-E)
7. Working LED light (260 BA CNC)
8. Flushing hose (260 BA CNC)
9. Slide for cut pieces



1.




2.



3.



4.



5.



6.



7.



8.



9.





## Measuring Device Graduated

Steel rod with groove for measuring tape.

Hard stop equipped with measuring index and height set.

Length: L=1m



## MS (MEASURING SYSTEM WITH GRADUATED SCALE)

CARIF MS (Measuring System) is a modern and comfortable device to precisely and quickly adjust the right cutting length. Practical and robust hard stop trolley assembled on n.2 linear carriages auto-lubricated for a smooth sliding on a T guide rail aluminium anodised. Possibility to lift the trolley to free the roller tables from the material. Easy to mount on every type of roller unit.

### Standard Equipment:

- Hard-anodized aluminum rail
- Stop carriage with 2 sliding trolleys
- Extension to reach the blade point
- Packaging with card-board box

### Advantages of the system:


- 100% lubricant-free
- High dirty resistance
- Corrosion resistance
- Low noise and vibration
- Simple and easy assembling/disassembling
- Maintenance free without lubrication

### Carif MS lenght (Excl. Roller units):

- Starting lenght L=2mt
- Over 2mt possibility to extend every mt:  
L=3mt - 4mt - 5mt - 6mt



- A** Hard-Stop Handle
- B** Flexible up-down movement Trolley



## DMS (DIGITAL MEASURING SYSTEM)

CARIF DMS (Digital Measurement System) is a modern and comfortable device to precisely and quickly adjust the right cutting length with an easy-to-read display. CARIF DMS has been designed to be qualitative competitive, robust and of easy use. The system can be supplied together with CARIF roller units, or it can be easily adapted on other roller types already in use.



### Standard Equipment:

- Hard-anodized aluminum rail
- Wide Display LCD
- Stop carriage with 2 sliding trolleys
- Sensor with Magnetic tape
- Extension to reach the blade point
- Knurled knob for fine regulation of the measure (resolution 0,1 mm)
- Packaging with card-board box


### Advantages of the system:

- 100% lubricant-free
- High dirty resistance
- Corrosion resistance
- Low noise and vibration
- Simple and easy assembling/disassembling
- Maintenance free without lubrication

### Carif DMS lenght (Excl. Roller units):

- Starting lenght  $L=2\text{mt}$
- Over 2mt possibility to extend every mt:  
 $L=3\text{mt} - 4\text{mt} - 5\text{mt} - 6\text{mt}$

- A** Hard-Stop Handle
- B** Fine Regulation Knob 0,1mm
- C** Flexible up-down movement Trolley




## Roller units W400

1. Modular roller-unit type “A” :  
length 1m – width 400 mm – capacity 0,9 t/m
2. Modular roller-unit type “B” :  
length 1m – width 400 mm – capacity 0,9 t/m
3. Plan type “C” for connection roller-unit type “A” to the machine :  
width 400 mm

## Roller units W500

4. Modular roller-unit type “A” :  
length 1m – width 500 mm – capacity 3 t/m
5. Modular roller-unit type “B” :  
length 1m – width 500 mm – capacity 3 t/m
6. Plan type “C” for connection roller-unit type “A” to the machine :  
width 500 mm





## W400



1.

Roller unit  
type "A"

## W500



4.



2.

Roller unit  
type "B"



5.



3.

Plan  
type "C"



6.

## Local Dealer

[illegible]





**carif**<sup>®</sup>  
SAWING MACHINES

Follow Us on *Instagram*  
@Carif\_Sawing\_Machines



[www.carif.it](http://www.carif.it)  
[carif@carif.it](mailto:carif@carif.it)  
+39 0331 899015



via Tre Salti, 1  
20029 Turbigo  
(MILANO) - ITALY

